

**Attention, indication importante!**

Le codage doit impérativement être effectué en fonction de l'appareil à réparer, sinon risque de dommages.

Transporter les modules uniquement dans leur emballage d'origine!

**Attention!**

Respecter les instructions de manipulation.

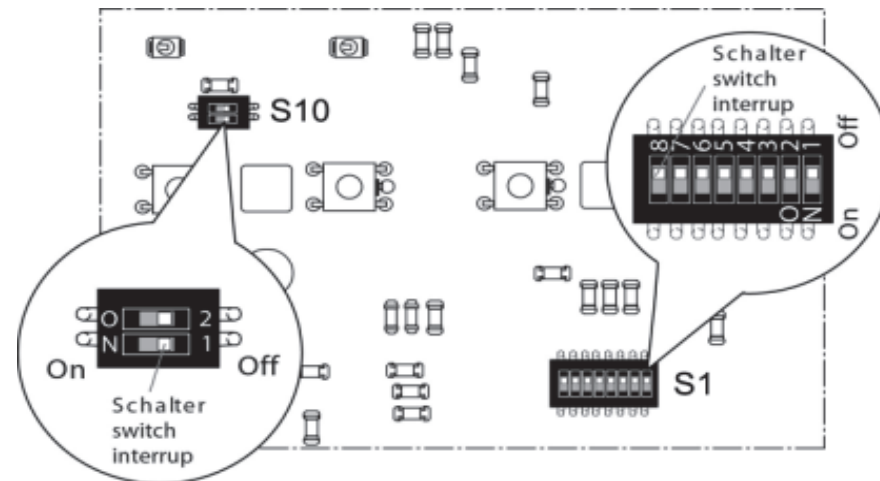
Composants sensibles aux décharges électrostatiques!



S1			Variante vitesse rpm/UpM	
1	2	3	ME39A,C,E,G	ME39B,D,F,H
on	on	on	1200	1400
on	on	off	1100	1300
on	off	on	1000	
on	off	off	900	
off	on	on	850	
off	on	off	800	
on	on	off	700(650)	
off	off	off	600	

S1		Variante Eau chaude
7		
on		Non
off		oui

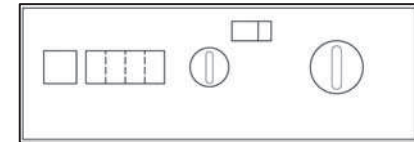
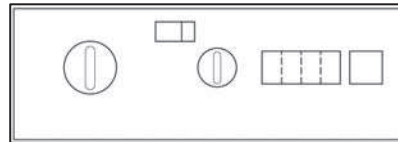
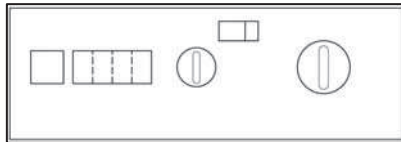
S1	Variante commercial	
8		
on		
off		



Variantenkodierung ME39, variant coding ME39, 90000003997, 5500015488

21.12.2006

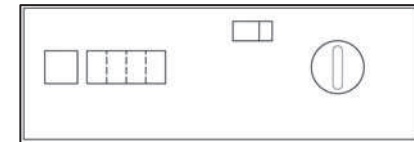
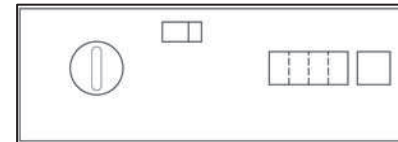
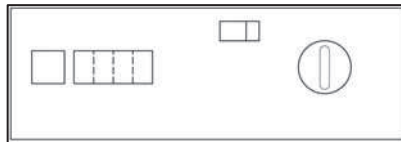
2/2



S1			Bosch						
4	5	6	Touches sur bandeau						
on	on	on	Start	Pre	Li	Xrin	Int	Ssp	
on	on	off	Start	Li		Xrin	Int	Ssp	
on	on	on	Start	Pre		Xrin	Int	Ssp	
on	off	on	Start	Li		Pre	Int	Ssp	
on	on	on	Start		Li		Int	Ssp	
on	on	off	Start		Pre		Int	Ssp	
on	off	on	Start		Xrin		Int	Ssp	

S1			Siemens, Balay '04, Ptsos '04, Constructa '04, Profilo '04						
4	5	6	Touches sur bandeau						
on	on	on	Ssp	Int	Xrin	Li	Pre	Start	
on	on	on	Ssp	Int	Xrin	Li		Start	
on	on	off	Ssp	Int	Xrin	Pre		Start	
off	off	off	Ssp	Int	Li	Pre		Start	
on	on	on	Ssp	Int	Xrin			Start	
on	off	on	Ssp	Int	Pre			Start	
off	off	off	Ssp	Int	Li			Start	

S1			Balay, Pitsos, Constructa, Profilo						
4	5	6	Touches sur bandeau						
on	on	on	Start	Pre	Li	Xrin	Int	Ssp	
on	on	on	Start		Li	Xrin	Int	Ssp	
on	on	off	Start		Pre	Xrin	Int	Ssp	
off	off	off	Start		Pre	Li	Int	Ssp	
on	on	on	Start			Xrin	Int	Ssp	
on	off	on	Start			Pre	Int	Ssp	
off	off	off	Start			Li	Int	Ssp	



on	off	off	Start	rSp	Pre	nSp	Int	
off	on	on	Start	rSp	Xrin	nSp	Int	
on	off	off	Start	rSp		nSp	Int	
off	on	off	Start	Xrin		nSp	Int	
off	off	on	Start	Pre		nSp	Int	
on	off	off	Start		Pre		Int	
off	on	on	Start		Xrin		Int	
off	on	off	Start		rSp		Int	

on	off	off		Int	nSp	Pre	rSp	Start
off	on	on		Int	nSp	Xrin	rSp	Start
on	off	off		Int	nSp	Pre		Start
off	on	on		Int	nSp	Xrin		Start
off	on	off		Int	nSp	rSp		Start
on	off	off		Int	nSp			Start

on	off	off	Start	rSp	Pre	nSp	Int	
off	on	on	Start	rSp	Xrin	nSp	Int	
on	off	off	Start		Pre	nSp	Int	
off	on	on	Start		Xrin	nSp	Int	
off	on	off	Start		rSp	nSp	Int	
on	off	off	Start			nSp	Int	

	Tastenerklärung	push button declaration	Description
<b>nSp</b>	Spülstop	no spin	Arret cuve pleine
<b>rSp</b>	Drehzahlabwahltaste	reduced spin button	Essorage réduit
<b>Xrin</b>	+ 1 Spülgang/Spülen plus/Extra Spülen	extra rinse	Rincage plus/extra
<b>Li</b>	Bügelleicht/Knitterschutz	less ironing	Rep facile/Antifroissage
<b>Int</b>	Waschzeitverlängerung	extended washing time	Intensif
<b>Pre</b>	Vorwäsche	prewash	Prélavage
<b>Ssp</b>	Drehzahlwähler	spin speed selector	Sélecteur essorage

S10			
1	2		
off	on		
on	off		