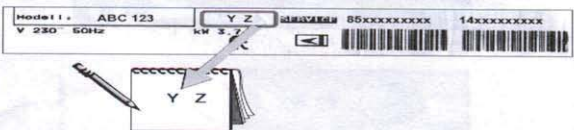


① 




OFF for 20 sec

② note configuration code from rating plate




Model: ABC 123 Y Z 05XXXXXXXX 14XXXXXXXX  
V 230 50Hz kWh 3.7

③ rotate function selector to OFF-position




Display:  
Gemini2 and Gemini2+




Vega

④ 





ON


Step 5 to 6 within 60sec

⑤ 


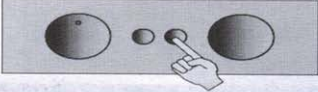
Press option selection button for 5 sec (within first 15 sec)

 beep



Press both buttons for 5 sec (within first 15 sec)

⑥ 


Press option selection button 4 times (within 8 sec)

 4 x beep + display **0 XX**


Press right button 4 times (within 8 sec)

⑦ 

Press option selection button for 5 sec

Display blink 

Press right button for 5 sec

8



Select the configuration code with the left rotating knob



Display blink



9



Press option selection button for 5 sec to store

Display

0 YZ




Press right button for 5 sec to store

10



Rotate function selector clockwise until "OFF" is in display



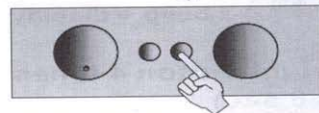
11



Repeat step 7, 8 and 9 to change to "ON"

Display

ON



12



Rotate function selector clockwise OFF-position to exit test program

